

MERA System Operations Update

MERA System Maintenance

During JULY the Radio Shop provided the following support:

1. Continued efforts with Federal engineering in support of MERA next gen
2. Completed all preventative maintenance.
3. Replaced FSA consolette for Core Madera 13
4. Replaced Quantar base station Controller board at Tiburon
5. Replaced Microwave transceiver at Big Rock
6. Continued efforts to secure spares for equipment that is no longer supported.

During AUGUST the Radio Shop provided the following support:

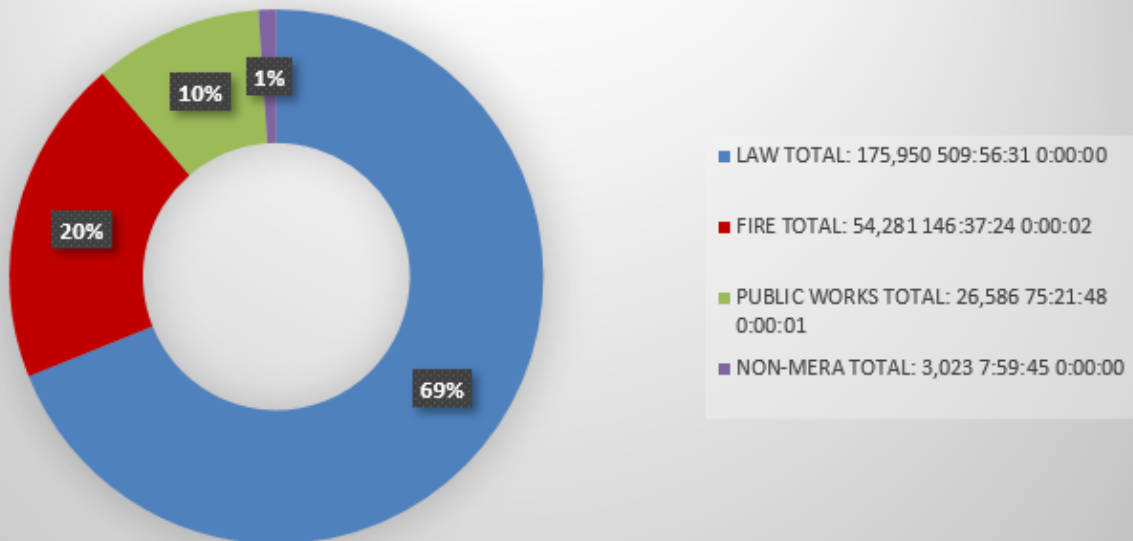
1. Continued efforts with Federal engineering in support of MERA next gen
2. Completed all preventative maintenance.
3. Rebuilt transfer panel motor actuator assembly for automatic transfer panels.
4. Received spare transfer panel main board for spare.
5. Replaced Faulty Civic Center to Big Rock Truepoint microwave transceiver
6. Replaced Dispatch Radio and ACT module for Fire station alerting at CM13
7. Replaced Tiburon Channel 7 controller board due to no modulation
8. Civic Center AstroTAC Rx #4 replaced with spare due to intermittent alarming.
9. Replaced Quantar Power amplifier at San Pedro
10. Addressed fire station alerting issues at MV #7 Antenna replacement
11. Filled Propane tanks. San Pedro, Sonoma, Bay hill, and Dollar.
12. Ordered Site batteries in preparation for replacing aging batteries at sites.
13. Replaced BFO module in Efratom GPS clock at Forbes
14. Replaced Tam Microwave rectifier.

JULY

	<u>Radio Calls</u>	<u>Call Time</u>	<u>Busy Time</u>	<u>Percent Usage</u>
LAW TOTAL:	175,950	509:56:31	0:00:00	68.9
FIRE TOTAL:	54,281	146:37:24	0:00:02	19.8
PUBLIC WORKS				
TOTAL:	26,586	75:21:48	0:00:01	10.2
NON-MERA TOTAL:	3,023	7:59:45	0:00:00	1.1
	<hr/>	<hr/>	<hr/>	<hr/>
	259,840	739:55:28	0:00:03	100.0

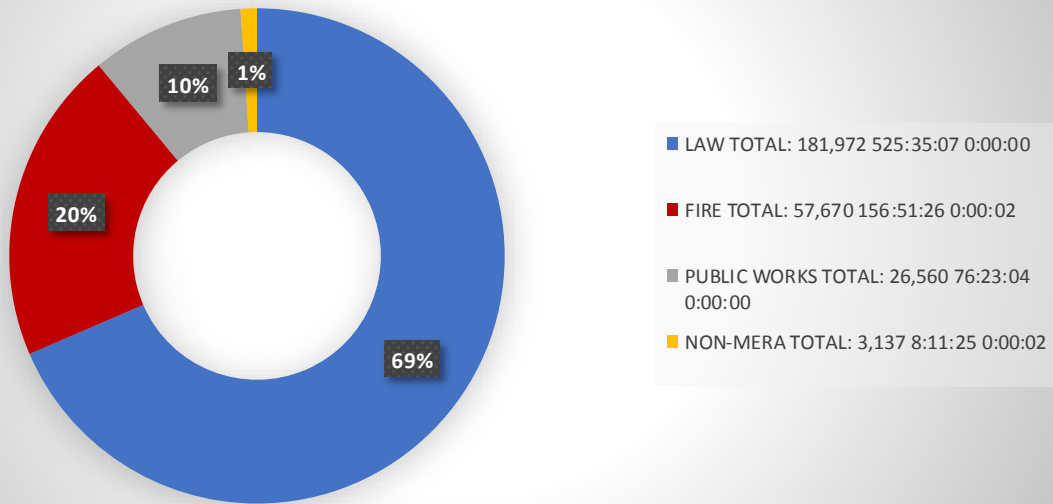


JUNE



AUGUST						
		<u>Radio Calls</u>	<u>Call Time</u>	<u>Busy Time</u>	<u>Percent Usage</u>	
LAW TOTAL:		181,972	525:35:07	0:00:00	68.5	
FIRE TOTAL:		57,670	156:51:26	0:00:02	20.5	
PUBLIC WORKS		26,560	76:23:04	0:00:00	10.0	
NON-MERA TOT		3,137	8:11:25	0:00:02	1.1	
		-----	-----	-----	-----	
		269,339	767:01:02	0:00:04	100.0	

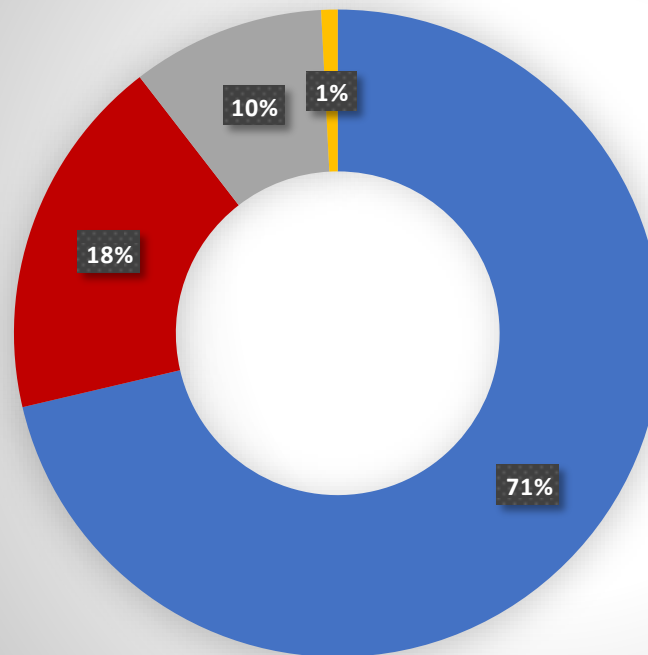
JUNE



ANNUAL AS OF AUG 2019

<u>Category</u>	<u>Radio Calls</u>	<u>Call Time</u>	<u>Busy Time</u>	<u>Percent Usage</u>
LAW TOTAL:	1,526,455	4437:00:33	0:00:26	71.3
FIRE TOTAL:	415,283	1131:53:27	0:00:39	18.2
PUBLIC WORKS	210,404	600:17:07	0:00:05	9.7
NON-MERA TOT	19,946	51:01:24	0:00:02	0.8
	-----	-----	-----	-----
	2,172,088	6220:12:31	0:01:12	100.0

Annual



■	LAW TOTAL: 1,526,455 4437:00:33 0:00:26
■	FIRE TOTAL: 415,283 1131:53:27 0:00:39
■	PUBLIC WORKS TOTAL: 210,404 600:17:07 0:00:05
■	NON-MERA TOTAL: 19,946 51:01:24 0:00:02