

**MERA System Operations Updates:**  
**January through March 2018**

# **MERA System Operations Update**

February 7, 2018

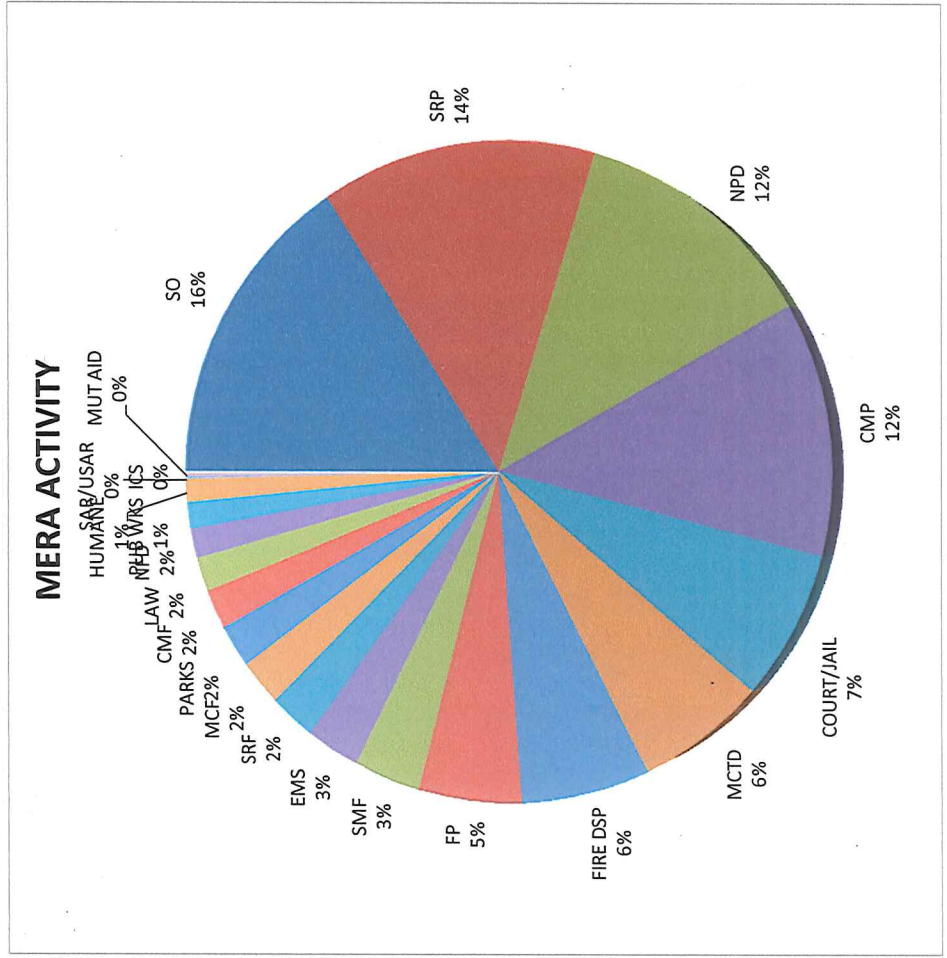
## **MERA System Maintenance**

During January the Radio Shop provided the following support:

1. Completed all required Weekly and Quarterly preventative maintenance tasks.
2. Participated in Next-Gen discussions.
3. Provided support for Federal Engineering.
4. Replaced system batteries at Mt. Barnabe.
5. Replaced microwave receiver at Mt. Barnabe.
6. Replaced T-Band receiver at Civic center.
7. Tested repaired parts and put back into service.
8. Replaced DC power rectifier at Mt. Tamalpais.

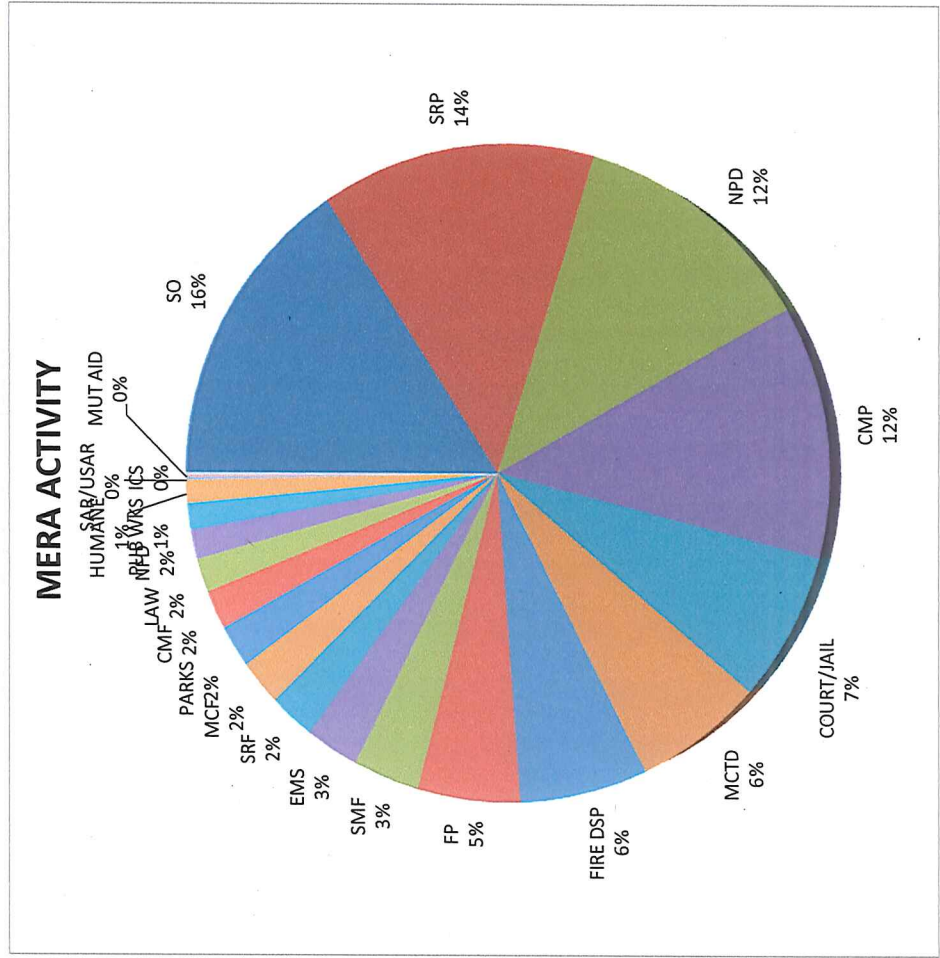
# MERA System Usage January 2018

Agency Grouping	Radio Calls	Call Time	Busy Time	Category	Radio Calls	Call Time	Busy Time	Percent Usage
SO	34,248	105:49:00	0:00:00	LAW TOTAL:	159,620	452:22:10	0:00:00	68.0
SRP	30,463	92:21:30	0:00:00	FIRE TOTAL:	51,139	138:07:06	0:00:01	20.8
NPD	28,742	80:23:26	0:00:00	PUBLIC WORKS TOTAL:	22,880	66:25:59	0:00:00	10.0
CMP	26,778	80:21:08	0:00:00	NON-MERA TOTAL:	2,804	7:56:13	0:00:00	1.2
COURT/JAIL	22,348	47:36:28	0:00:00					
MCTD	13,994	42:16:35	0:00:00		236,443	664:51:28	0:00:01	100.0
FIRE DSP	16,746	42:15:55	0:00:01					
FP	12,475	34:17:19	0:00:00					
SMF	9,472	22:27:38	0:00:00					
EMS	3,038	18:21:36	0:00:00					
SRF	6,601	15:38:46	0:00:00					
MCF	5,113	15:04:31	0:00:00					
PARKS	5,015	14:15:54	0:00:00					
GMF	5,612	13:08:08	0:00:00					
LAW	4,487	11:20:46	0:00:00					
NFD	4,112	9:59:15	0:00:00					
PUB WKS	3,405	8:49:51	0:00:00					
HUMANE	2,679	7:38:51	0:00:00					
SAR/USAR	368	0:56:36	0:00:00					
ICS	388	0:46:29	0:00:00					
MUT AID	125	0:17:22	0:00:00					
OTHER	78	0:17:10	0:00:00					
FIRE MSC	77	0:14:41	0:00:00					
SMP	79	0:12:33	0:00:00					
<b>TOTAL:</b>	<b>236,443</b>	<b>664:51:28</b>	<b>0:00:01</b>					



# MERA System Usage Annual 2018

Agency Grouping	Radio Calls	Call Time	Busy Time	Category	Radio Calls	Call Time	Busy Time	Percent Usage
SO	34,248	105:49:00	0:00:00	LAW TOTAL:	159,620	452:22:10	0:00:00	68.0
SRP	30,463	92:21:30	0:00:00	FIRE TOTAL:	51,139	138:07:06	0:00:01	20.8
NPD	28,742	80:23:26	0:00:00	PUBLIC WORKS TOTAL:	22,880	66:25:59	0:00:00	10.0
CMP	26,778	80:21:08	0:00:00	NON-MERA TOTAL:	2,804	7:56:13	0:00:00	1.2
COURT/JAIL	22,348	47:36:28	0:00:00					
MCTD	13,994	42:16:35	0:00:00					
FIRE DSP	16,746	42:15:55	0:00:01					
FP	12,475	34:17:19	0:00:00					
SMF	9,472	22:27:38	0:00:00					
EMS	3,038	18:21:36	0:00:00					
SRF	6,601	15:38:46	0:00:00					
MCF	5,113	15:04:31	0:00:00					
PARKS	5,015	14:15:54	0:00:00					
CMF	5,612	13:08:08	0:00:00					
LAW	4,487	11:20:46	0:00:00					
NFD	4,112	9:59:15	0:00:00					
PUB WKS	3,405	8:49:51	0:00:00					
HUMANE	2,679	7:38:51	0:00:00					
SAR/USAR	368	0:56:36	0:00:00					
ICS	388	0:46:29	0:00:00					
MUT AID	125	0:17:22	0:00:00					
OTHER	78	0:17:10	0:00:00					
FIRE MSC	77	0:14:41	0:00:00					
SMP	79	0:12:33	0:00:00					
<b>TOTAL:</b>	<b>236,443</b>	<b>664:51:28</b>	<b>0:00:01</b>		<b>236,443</b>	<b>664:51:28</b>	<b>0:00:01</b>	<b>100.0</b>



# **MERA System Operations Update**

March 7, 2018

## **MERA System Maintenance**

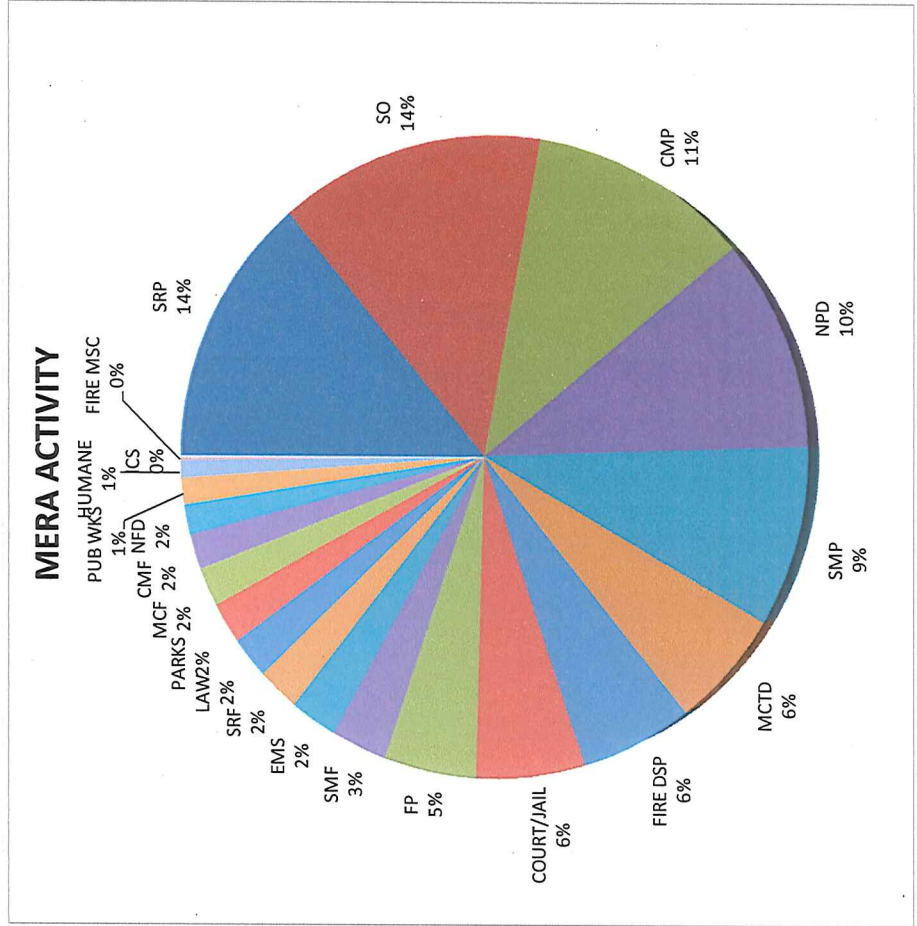
During February the Radio Shop provided the following support:

1. Completed all required Weekly and Quarterly preventative maintenance tasks.
2. Participated in Next-Gen discussions.
3. Provided support for Federal Engineering.
4. Replaced Quantar PA at Dollar Hill.
5. Replaced Channel 10 receiver at Civic Center.
6. Replaced a rectifier at Mt. Tamalpais.
7. Replaced a Station Alerting control station at San Rafael station 54.
8. Replaced a receiver multi-coupler amplifier at Mt. Burdell.
9. Investigated an illegal carrier on channel three.
10. Investigating a flash wave alarm on the Civic Center to Mt. Tamalpais microwave.



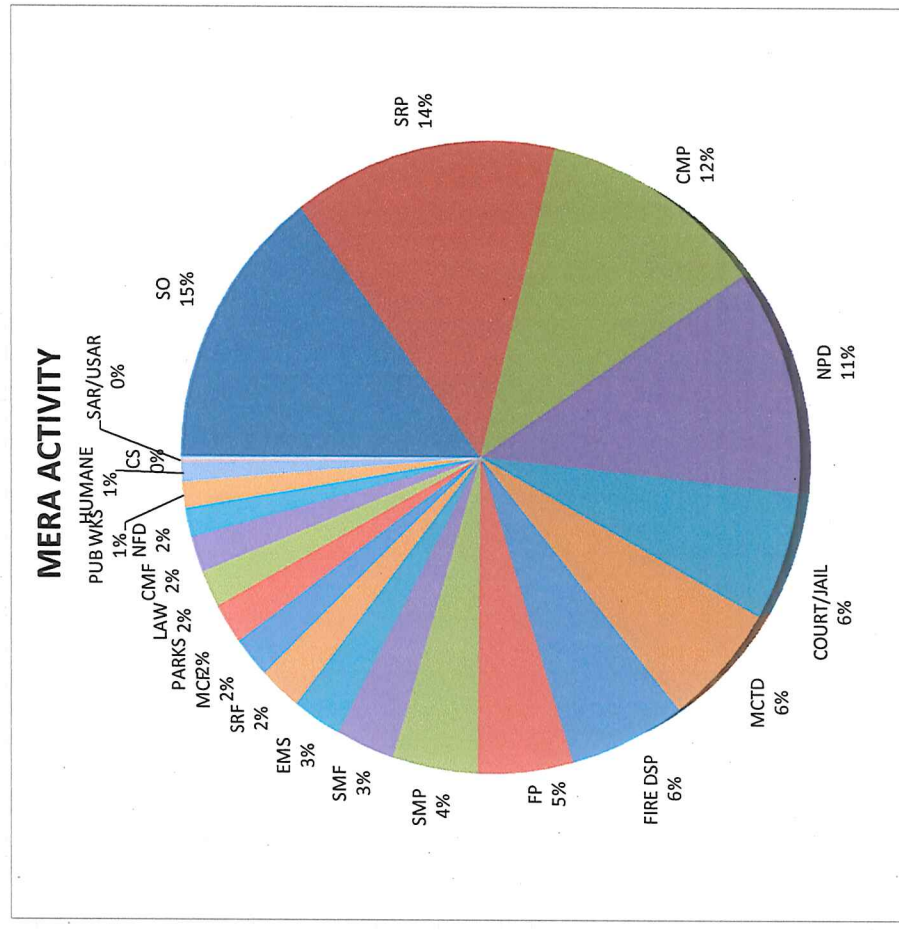
## MERA System Usage February 2018

Agency Grouping	Radio Calls	Call Time	Busy Time	Category	Radio Calls	Call Time	Busy Time	Percent Usage
SRP	30,915	95:04:02	0:00:01	LAW TOTAL:	165,540	480:26:13	0:00:01	70.8
SO	29,988	94:02:04	0:00:00	FIRE TOTAL:	47,224	127:30:26	0:00:00	18.8
CMP	24,600	75:53:14	0:00:00	PUBLIC WORKS TOTAL:	21,710	64:27:48	0:00:00	9.5
NPD	25,049	70:55:02	0:00:00	NON-MERA TOTAL:	2,143	6:28:01	0:00:00	0.9
SMP	20,274	59:51:18	0:00:00					
MCTD	12,930	39:36:31	0:00:00					
FIRE DSP	15,373	38:40:15	0:00:00					
COURT/JAIL	17,975	37:52:54	0:00:00					
FP	11,198	32:17:36	0:00:00					
SMF	8,702	19:52:02	0:00:00					
EMS	2,681	16:55:55	0:00:00					
SRF	6,323	15:03:51	0:00:00					
LAW	5,541	14:30:03	0:00:00					
PARKS	5,048	14:20:08	0:00:00					
MCF	4,837	13:37:09	0:00:00					
CMF	5,183	12:32:16	0:00:00					
NFD	4,046	10:31:19	0:00:00					
PUB WKS	3,333	9:14:58	0:00:00					
HUMANE	2,040	6:09:49	0:00:00					
ICS	348	1:01:00	0:00:00					
FIRE MSC	66	0:16:21	0:00:00					
MUT AID	103	0:16:12	0:00:00					
OTHER	51	0:15:11	0:00:00					
SAR/USAR	13	0:01:18	0:00:00					
<b>TOTAL:</b>	<b>236,617</b>	<b>678:50:28</b>	<b>0:00:01</b>		<b>236,617</b>	<b>678:50:28</b>	<b>0:00:01</b>	<b>100.0</b>



# MERA System Usage Annual 2018

Agency Grouping	Radio Calls	Call Time	Busy Time	Category	Radio Calls	Call Time	Busy Time	Percent Usage
SO	64,236	199:51:04	0:00:00	LAW TOTAL:	325,160	932:48:23	0:00:01	69.4
SRP	61,378	187:25:32	0:00:01	FIRE TOTAL:	98,363	265:37:32	0:00:01	19.8
CMP	51,378	156:14:22	0:00:00	PUBLIC WORKS TOTAL:	44,590	130:53:47	0:00:00	9.7
NPD	53,791	151:18:28	0:00:00	NON-MERA TOTAL:	4,947	14:22:14	0:00:00	1.1
COURT/JAIL	40,323	85:29:22	0:00:00					
MCTD	26,924	81:53:06	0:00:00					
FIRE DSP	32,119	80:56:10	0:00:01					
FP	23,673	66:34:55	0:00:00					
SMP	20,353	60:03:51	0:00:00					
SMF	18,174	42:19:40	0:00:00					
EMS	5,719	35:17:31	0:00:00					
SRF	12,924	30:42:37	0:00:00					
MCF	9,950	28:41:40	0:00:00					
PARKS	10,063	28:36:02	0:00:00					
LAW	10,028	25:50:49	0:00:00					
CMF	10,795	25:40:24	0:00:00					
NFD	8,158	20:30:34	0:00:00					
PUB WKS	6,738	18:04:49	0:00:00					
HUMANE	4,719	13:48:40	0:00:00					
ICS	736	1:47:29	0:00:00					
SAR/USAR	381	0:57:54	0:00:00					
MUT AID	228	0:33:34	0:00:00					
OTHER	129	0:32:21	0:00:00					
FIRE MSC	143	0:31:02	0:00:00					
<b>TOTAL:</b>	<b>473,060</b>	<b>1343:41:56</b>	<b>0:00:02</b>		<b>473,060</b>	<b>1343:41:56</b>	<b>0:00:02</b>	<b>100.0</b>



# **MERA System Operations Update**

April 23, 2018

## **MERA System Maintenance**

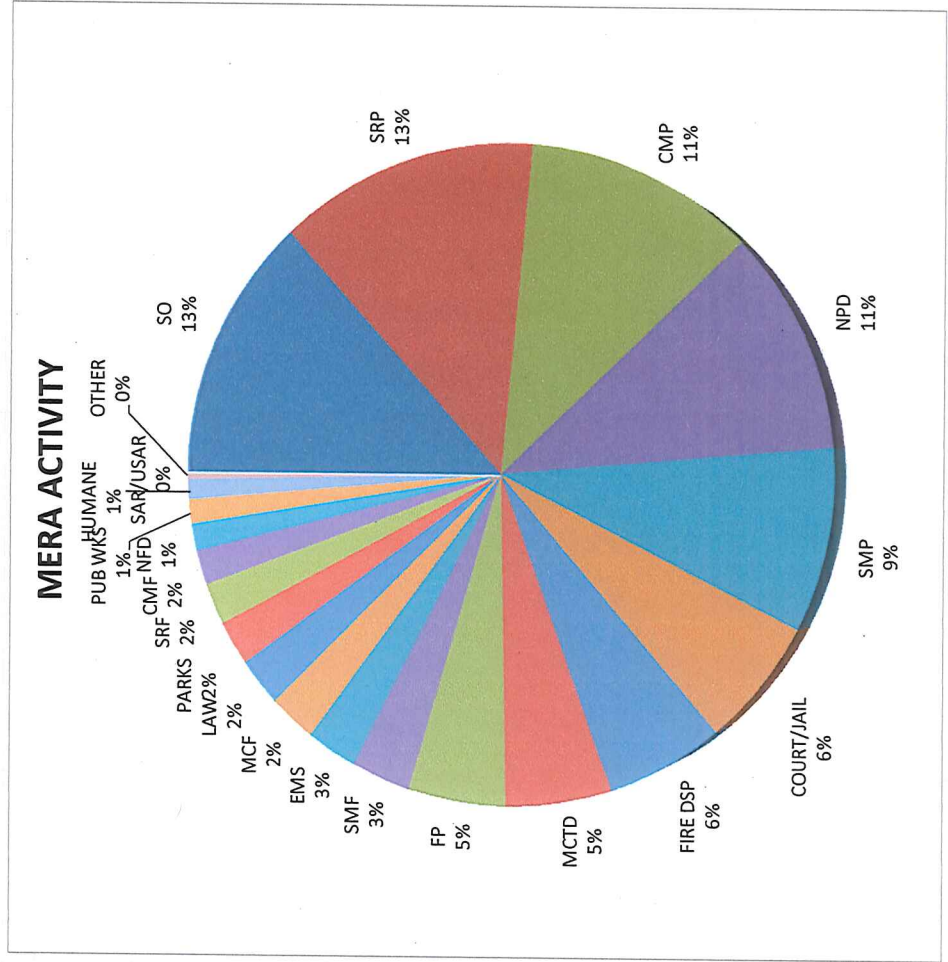
During March the Radio Shop provided the following support:

1. Completed all required Weekly and Quarterly preventative maintenance tasks.
2. Participated in Next-Gen discussions.
3. Provided support for Federal Engineering.
4. Completed resetting of squelch settings at all sites.
5. Replaced DAS computer drive at Prime Site.
6. Replace Power rectifier at Mt. Burdell.



## MERA System Usage March 2018

Agency Grouping	Radio Calls	Call Time	Busy Time	Category	Radio Calls	Call Time	Busy Time	Percent Usage
SO	31,270	95:14:22	0:00:00	LAW TOTAL:	178,373	509:06:12	0:00:01	70.9
SRP	31,252	94:57:13	0:00:00	FIRE TOTAL:	51,375	138:33:57	0:00:01	19.3
CMP	27,061	81:43:31	0:00:00	PUBLIC WORKS TOTAL:	22,230	63:05:27	0:00:00	8.8
NPD	27,129	77:20:15	0:00:00	NON-MERA TOTAL:	2,595	7:35:21	0:00:00	1.1
SMP	21,317	62:59:27	0:00:00					
COURT/JAIL	21,089	44:33:42	0:00:01					
FIRE DSP	16,756	41:46:29	0:00:01					
MCTD	13,155	37:52:02	0:00:00					
FP	12,754	35:00:35	0:00:00		254,573	718:20:57	0:00:02	100.0
SMF	9,053	21:39:50	0:00:00					
EMS	3,070	18:25:50	0:00:00					
MCF	6,069	17:22:48	0:00:00					
LAW	6,501	17:17:07	0:00:00					
PARKS	5,500	16:04:31	0:00:00					
SRF	6,424	15:01:52	0:00:00					
CMF	5,386	12:37:03	0:00:00					
NFD	3,969	9:43:04	0:00:00					
PUB WKS	3,282	8:35:22	0:00:00					
HUMANE	2,458	7:19:21	0:00:00					
SAR/USAR	596	1:44:27	0:00:00					
OTHER	145	0:16:46	0:00:00					
ICS	148	0:16:46	0:00:00					
MUT AID	137	0:16:00	0:00:00					
FIRE MSC	52	0:12:34	0:00:00					
<b>TOTAL:</b>	<b>254,573</b>	<b>718:20:57</b>	<b>0:00:02</b>					



## MERA System Usage Annual 2018

Agency Grouping	Radio Calls	Call Time	Busy Time	Category	Radio Calls	Call Time	Busy Time	Percent Usage
SO	95,506	295:05:26	0:00:00	LAW TOTAL:	503,533	1441:54:35	0:00:02	69.9
SRP	92,630	282:22:45	0:00:01	FIRE TOTAL:	149,738	404:11:29	0:00:02	19.6
CMP	78,439	237:57:53	0:00:00	PUBLIC WORKS TOTAL:	66,820	193:59:14	0:00:00	9.4
NPD	80,920	228:38:43	0:00:00	NON-MERA TOTAL:	7,542	21:57:35	0:00:00	1.1
COURT/JAIL	61,412	130:03:04	0:00:01					
SMP	41,670	123:03:18	0:00:00		727,633	2062:02:53	0:00:04	100.0
FIRE DSP	48,875	122:42:39	0:00:02					
MCTD	40,079	119:45:08	0:00:00					
FP	36,427	101:35:30	0:00:00					
SMF	27,227	63:59:30	0:00:00					
EMS	8,789	53:43:21	0:00:00					
MCF	16,019	46:04:28	0:00:00					
SRF	19,348	45:44:29	0:00:00					
PARKS	15,563	44:40:33	0:00:00					
LAW	16,529	43:07:56	0:00:00					
CMF	16,181	38:17:27	0:00:00					
NFD	12,127	30:13:38	0:00:00					
PUB WKS	10,020	26:40:11	0:00:00					
HUMANE	7,177	21:08:01	0:00:00					
SAR/USAR	977	2:42:21	0:00:00					
ICS	884	2:04:15	0:00:00					
MUT AID	365	0:49:34	0:00:00					
OTHER	274	0:49:07	0:00:00					
FIRE MSC	195	0:43:36	0:00:00					
<b>TOTAL:</b>	<b>727,633</b>	<b>2062:02:53</b>	<b>0:00:04</b>					

