

MERA System Operations Updates:
November 2017 through February 2018

MERA System Operations Update

December 6, 2017

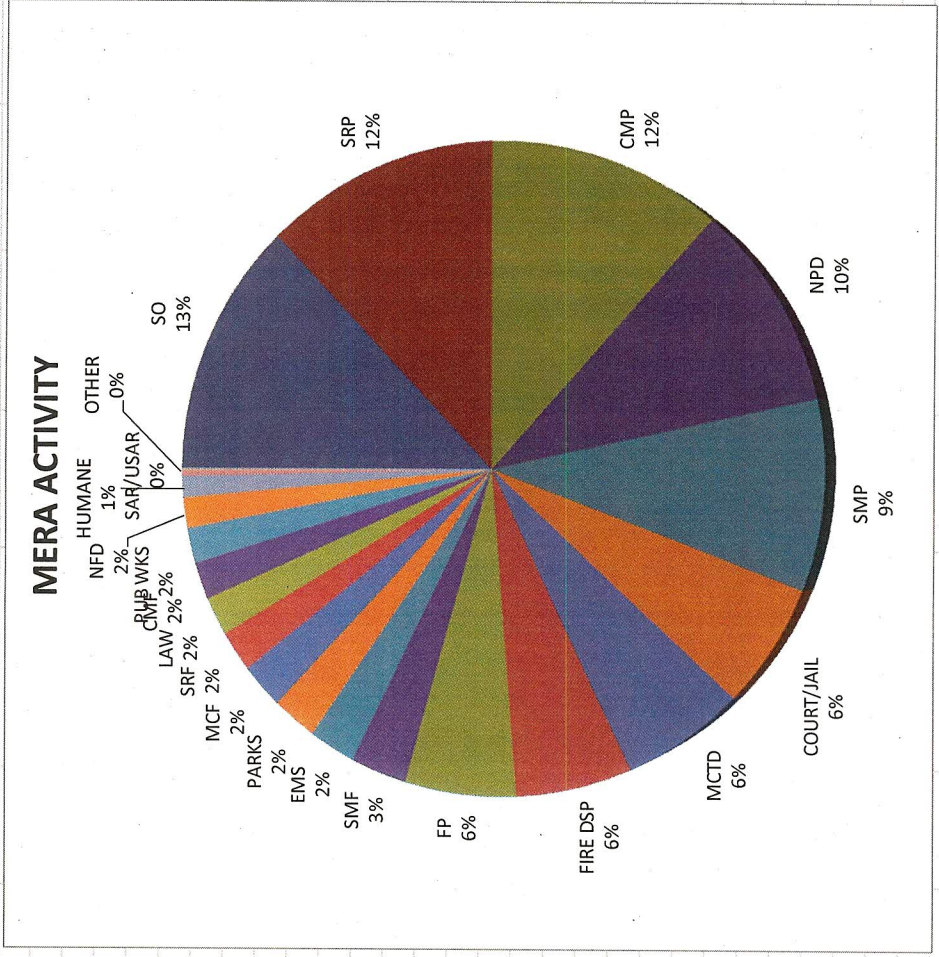
MERA System Maintenance

During the last month the Radio Shop provided the following support:

1. Completed all required Weekly and Quarterly preventative maintenance tasks.
2. Participated in Next-Gen discussions.
3. Provided support for Federal Engineering.
4. Replaced transmit antenna at Stewart Pt. (Bollinas).
5. Replaced GPS oscillator at Pt. Reyes.
6. Repaired microwave alarm reporting issue.
7. Replaced receiver multi-coupler at Mt. Burdell.
8. Replaced Multiplex A1 board at Big Rock.
9. Replaced rectifier at Sonoma Mt.
10. Coordinated with Sheriff Dispatch to implement a backup FSA link from EOF.

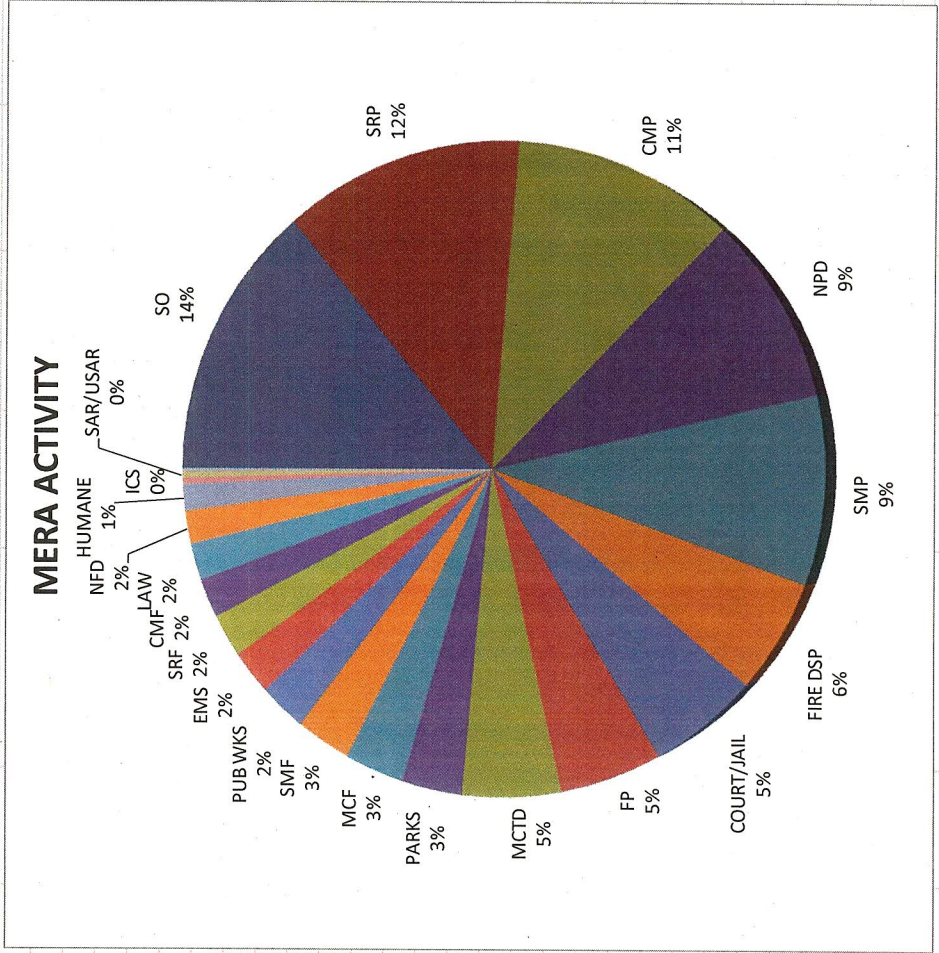
MERA System Usage November 2017

Agency Grouping	Radio Calls	Call Time	Busy Time	Category	Radio Calls	Call Time	Busy Time	Percent Usage
SO	28,250	87:09:36	0:00:00	LAW TOTAL:	164,438	469:50:13	0:00:00	69.4
SRP	27,027	81:25:19	0:00:00	FIRE TOTAL:	48,230	130:00:36	0:00:00	19.2
CMP	26,215	78:47:15	0:00:00	PUBLIC WORKS TOTAL:	23,611	69:21:07	0:00:00	10.2
NPD	23,814	67:53:31	0:00:00	NON-MERA TOTAL:	2,538	7:33:36	0:00:00	1.1
SMP	21,254	61:50:41	0:00:00					
COURT/JAIL	19,213	41:28:05	0:00:00					
MCTD	13,706	41:11:47	0:00:00					
FIRE DSP	15,487	39:00:10	0:00:00					
FP	13,703	38:01:37	0:00:00					
SMF	8,273	19:21:36	0:00:00					
EMS	2,712	16:28:07	0:00:00					
PARKS	5,277	15:48:05	0:00:00					
MCF	5,349	15:32:24	0:00:00					
SRF	6,035	14:11:00	0:00:00					
LAW	4,962	13:14:09	0:00:00					
CMF	5,459	12:49:37	0:00:00					
PUB WKS	4,490	12:02:49	0:00:00					
NFD	4,157	10:22:43	0:00:00					
HUMANE	2,482	7:28:35	0:00:00					
SAR/USAR	705	2:05:14	0:00:00					
OTHER	72	0:11:30	0:00:00					
FIRE MSC	53	0:09:45	0:00:00					
ICS	66	0:06:56	0:00:00					
MUT AID	56	0:05:01	0:00:00					
TOTAL:	238,817	676:45:32	0:00:00		238,817	676:45:32	0:00:00	100.0



MERA System Usage Year to Date 2017

Agency Grouping	Radio Calls	Call Time	Busy Time	Category	Radio Calls	Call Time	Busy Time	Percent Usage
SO	381,207	1191:31:29	0:00:44	LAW TOTAL:	1,992,161	5786:58:08	0:03:06	67.9
SRP	343,832	1048:06:50	0:00:05	FIRE TOTAL:	620,849	1691:40:31	0:02:44	19.8
CMP	309,194	936:59:25	0:00:22	PUBLIC WORKS TOTAL:	310,988	925:32:40	0:02:58	10.9
NPD	275,356	780:35:24	0:00:51	NON-MERA TOTAL:	41,809	121:50:26	0:00:00	1.4
SMP	258,171	770:53:45	0:00:21					
FIRE DSP	184,296	470:53:24	0:00:30		2,965,807	8526:01:45	0:08:48	100.0
COURT/JAIL	217,051	466:50:08	0:00:22					
FP	149,630	430:10:51	0:00:13					
MCTD	142,641	421:20:31	0:00:22					
PARKS	85,492	261:02:03	0:00:31					
MCF	90,703	260:41:14	0:00:48					
SMF	102,846	242:27:40	0:00:25					
PUB WKS	71,238	210:12:43	0:02:05					
EMS	33,405	193:03:06	0:00:04					
SRF	77,891	187:06:47	0:00:13					
CMF	69,523	169:10:13	0:00:33					
LAW	57,720	161:50:16	0:00:08					
NFD	53,266	140:17:36	0:00:10					
HUMANE	39,364	115:09:32	0:00:00					
ICS	10,412	30:03:58	0:00:00					
SAR/USAR	7,656	23:07:37	0:00:01					
MUT AID	2,445	6:40:54	0:00:00					
FIRE MSC	1,263	4:52:54	0:00:00					
OTHER	1,205	2:53:25	0:00:00					
TOTAL:	2,965,807	8526:01:45	0:08:48					



MERA System Operations Update

January 16, 2018

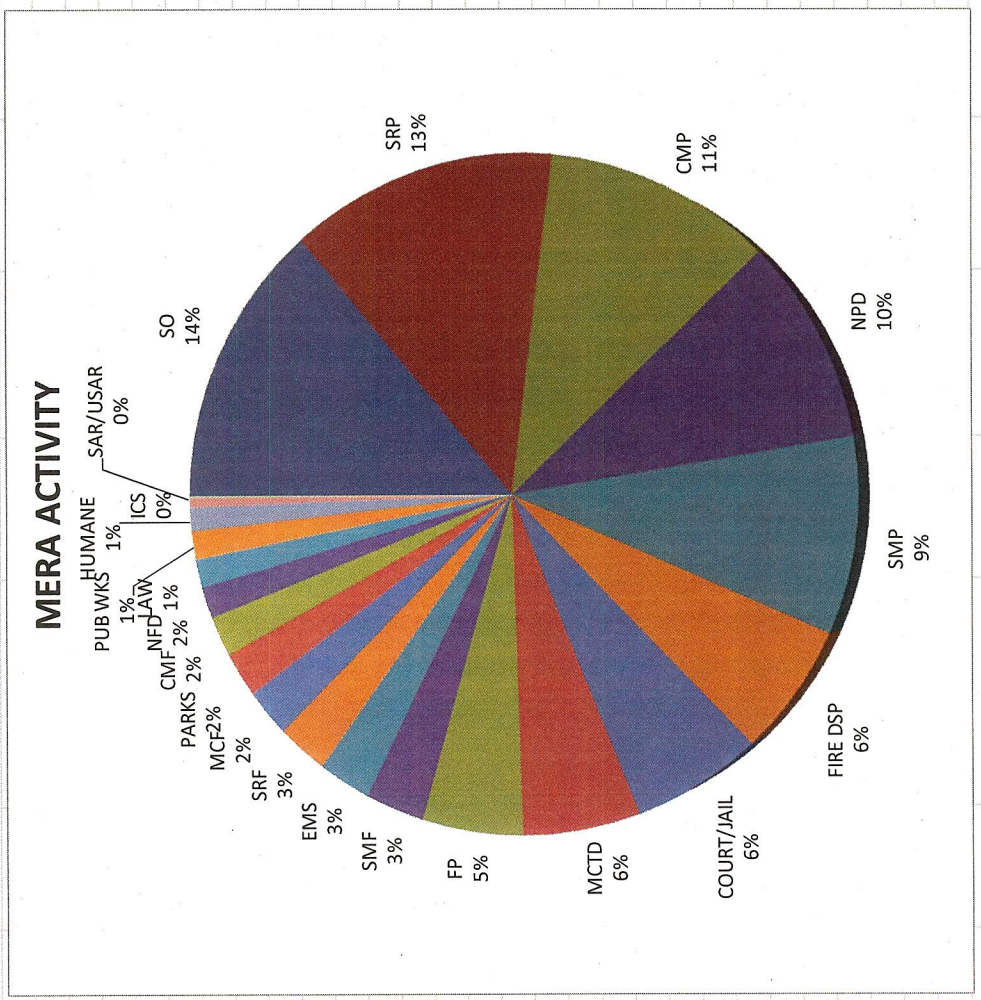
MERA System Maintenance

During the last month the Radio Shop provided the following support:

1. Completed all required Weekly and Quarterly preventative maintenance tasks.
2. Participated in Next-Gen discussions.
3. Provided support for Federal Engineering.
4. Replaced microwave transmitter at Mt. Barnabe
5. Replaced GPS Rubidium time standard at Pt. Reyes.
6. Investigated illegal carrier indications at Mt. Tam and Mill Valley.
7. Replaced East standby ACB board at prime site.

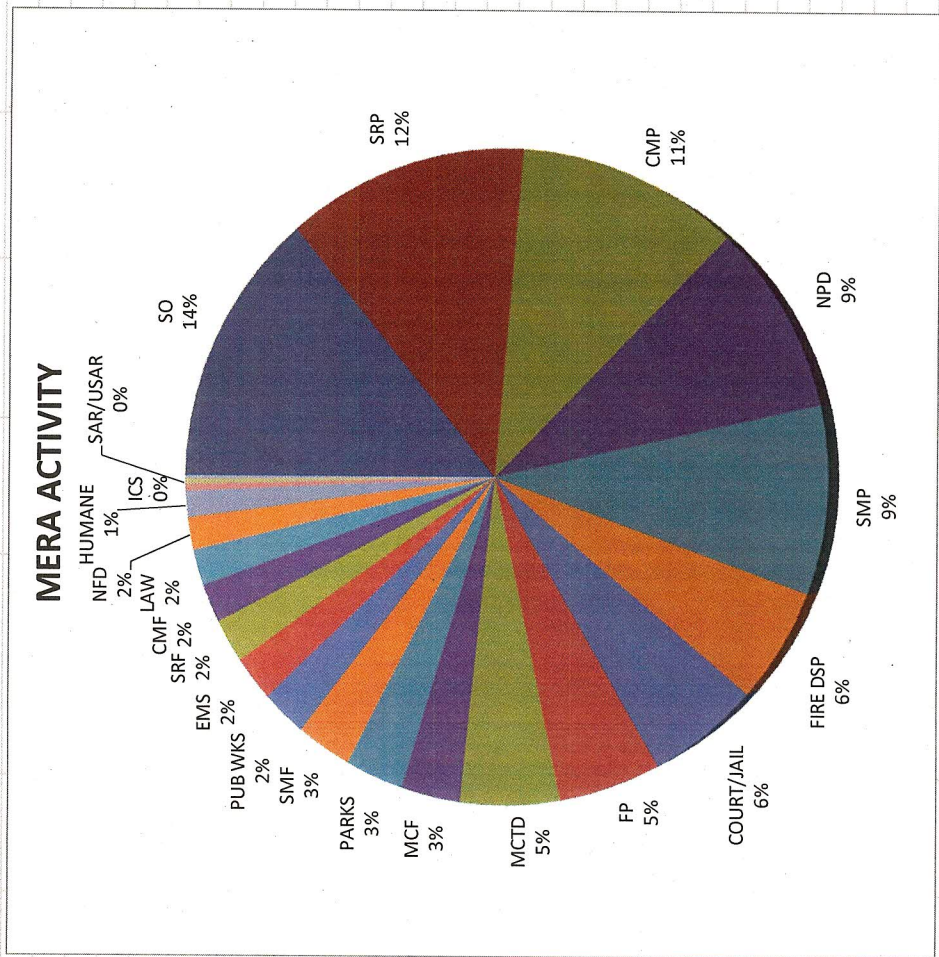
MERA System Usage December 2017

Agency Grouping	Radio Calls	Call Time	Busy Time	Category	Radio Calls	Call Time	Busy Time
SO	31,629	98:27:34	0:00:00	LAW TOTAL:	172,072	491:39:14	0:00:01
SRP	31,080	93:43:29	0:00:00	FIRE TOTAL:	53,246	144:03:08	0:00:00
CMP	25,989	77:26:15	0:00:00	PUBLIC WORKS TOTAL:	23,580	68:43:53	0:00:00
NPD	24,357	68:13:43	0:00:01	NON-MERA TOTAL:	3,023	8:28:09	0:00:00
SMP	21,777	64:56:55	0:00:00				
FIRE DSP	17,582	44:29:02	0:00:00		251,921	712:54:24	0:00:01
COURT/JAIL	20,584	43:57:59	0:00:00				
MCTD	13,816	39:55:54	0:00:00				
FP	12,674	34:51:42	0:00:00				
SMF	9,041	20:43:40	0:00:00				
EMS	3,079	18:44:12	0:00:00				
SRF	7,401	18:01:02	0:00:00				
MCF	5,650	16:32:41	0:00:00				
PARKS	5,072	15:43:04	0:00:00				
CMF	5,921	14:01:11	0:00:00				
NFD	4,376	10:59:15	0:00:00				
LAW	3,982	10:01:37	0:00:00				
PUB WKS	3,564	9:43:24	0:00:00				
HUMANE	2,930	8:18:38	0:00:00				
ICS	1,069	3:12:55	0:00:00				
SAR/USAR	155	0:24:45	0:00:00				
MUT AID	93	0:09:31	0:00:00				
OTHER	59	0:08:36	0:00:00				
FIRE MSC	41	0:07:20	0:00:00				
TOTAL:	251,921	712:54:24	0:00:01				



MEMA System Usage Annual 2017

Agency Grouping	Radio Calls	Call Time	Busy Time	Category	Radio Calls	Call Time	Busy Time	Percent Usage
SO	412,836	1289:59:03	0:00:44	LAW TOTAL:	2,164,233	6278:37:22	0:03:07	68.0
SRP	374,912	1141:50:19	0:00:05	FIRE TOTAL:	674,095	1835:43:39	0:02:44	19.9
CMP	335,183	1014:25:40	0:00:22	PUBLIC WORKS TOTAL:	334,568	994:16:33	0:02:58	10.8
NPD	299,713	848:49:07	0:00:52	NON-MERA TOTAL:	44,832	130:18:35	0:00:00	1.4
SMP	279,948	835:50:40	0:00:21					
FIRE DSP	201,878	515:22:26	0:00:30					
COURT/JAIL	237,635	510:48:07	0:00:22					
FP	162,304	465:02:33	0:00:13					
MCTD	156,457	461:16:25	0:00:22					
MCF	96,353	277:13:55	0:00:48					
PARKS	90,564	276:45:07	0:00:31					
SMF	111,887	263:11:20	0:00:25					
PUB WKS	74,802	219:56:07	0:02:05					
EMS	36,484	211:47:18	0:00:04					
SRF	85,292	205:07:49	0:00:13					
CMF	75,444	183:11:24	0:00:33					
LAW	61,702	171:51:53	0:00:08					
NFD	57,642	151:16:51	0:00:10					
HUMANE	42,294	123:28:10	0:00:00					
ICS	11,481	33:16:53	0:00:00					
SAR/USAR	7,811	23:32:22	0:00:01					
MUT AID	2,538	6:50:25	0:00:00					
FIRE MSC	1,304	5:00:14	0:00:00					
OTHER	1,264	3:02:01	0:00:00					
TOTAL:	3,217,728	9238:56:09	0:08:49					



MERA System Operations Update

February 7, 2018

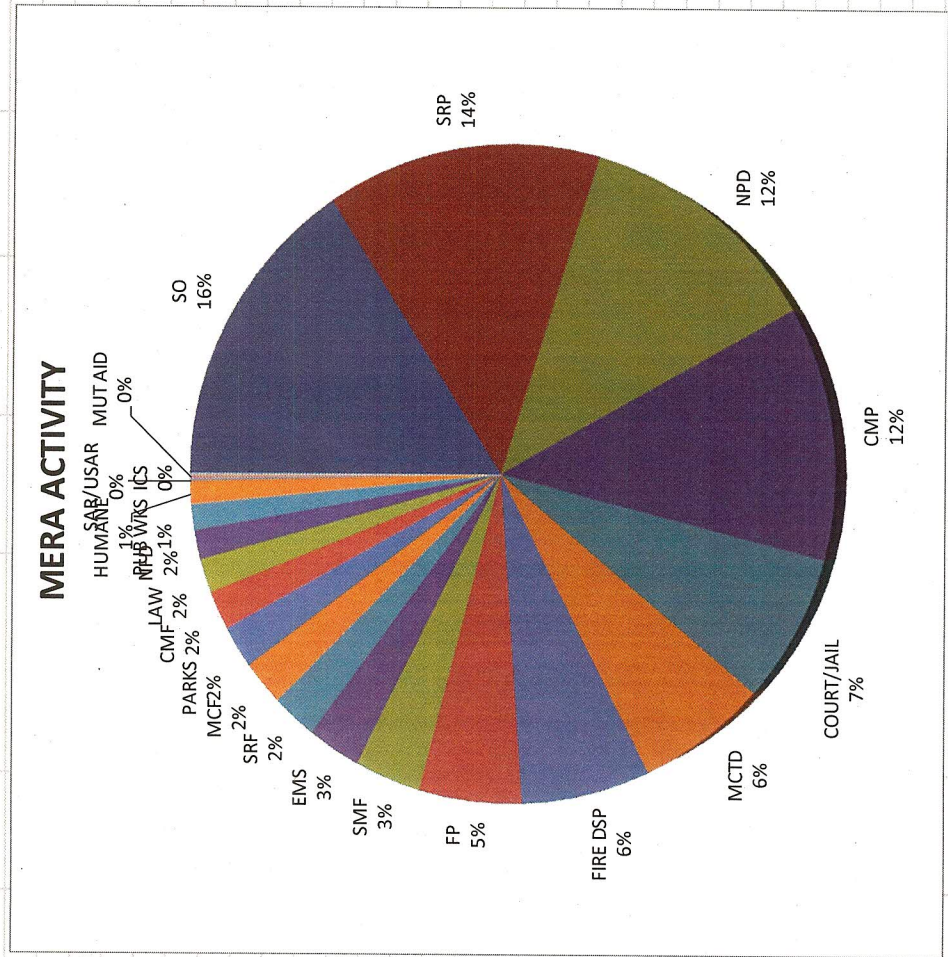
MERA System Maintenance

During the last month the Radio Shop provided the following support:

1. Completed all required Weekly and Quarterly preventative maintenance tasks.
2. Participated in Next-Gen discussions.
3. Provided support for Federal Engineering.
4. Replaced system batteries at Mt. Barnabe.
5. Replaced microwave receiver at Mt. Barnabe.
6. Replaced T-Band receiver at Civic center.
7. Tested repaired parts and put back into service.
8. Replaced DC power rectifier at Mt. Tamalpais.

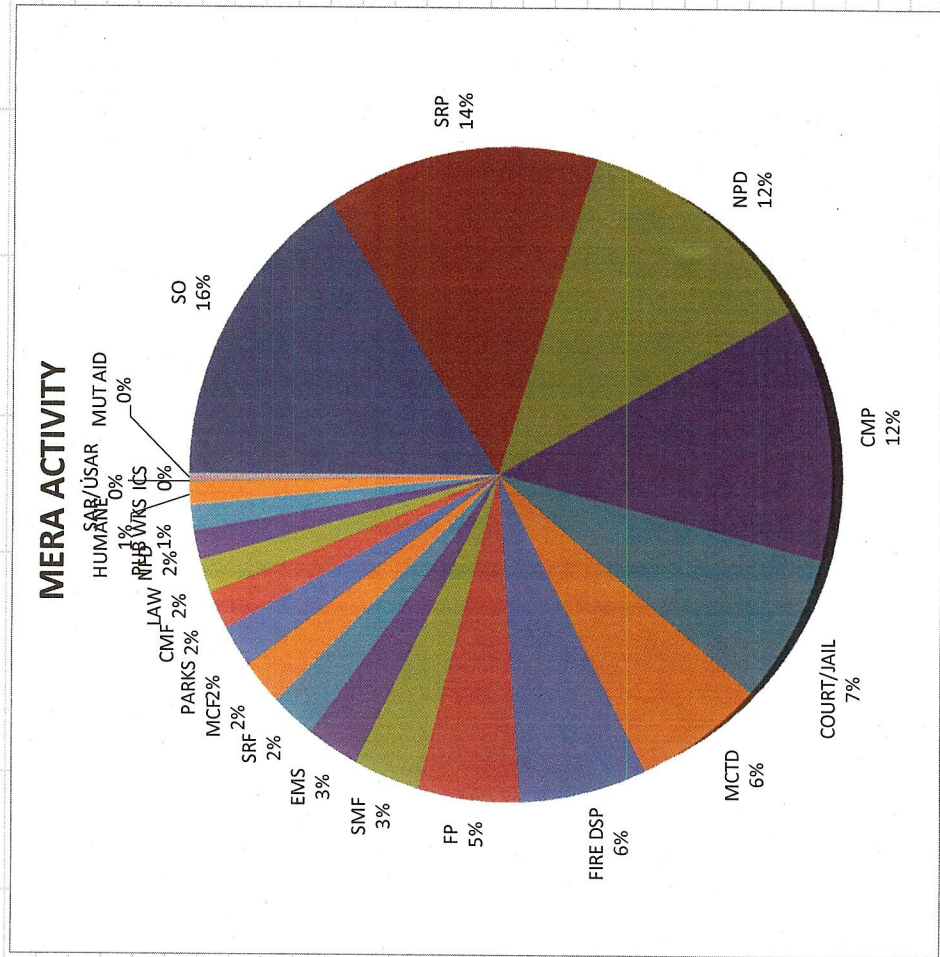
MERA System Usage January 2018

Agency Grouping	Radio Calls	Call Time	Busy Time	Category	Radio Calls	Call Time	Busy Time	Percent Usage
SO	34,248	105:49:00	0:00:00	LAW TOTAL:	159,620	452:22:10	0:00:00	68.0
SRP	30,463	92:21:30	0:00:00	FIRE TOTAL:	51,139	138:07:06	0:00:01	20.8
NPD	28,742	80:23:26	0:00:00	PUBLIC WORKS TOTAL:	22,880	66:25:59	0:00:00	10.0
CMP	26,778	80:21:08	0:00:00	NON-MERA TOTAL:	2,804	7:56:13	0:00:00	1.2
COURT/JAIL	22,348	47:36:28	0:00:00					
MCTD	13,994	42:16:35	0:00:00					
FIRE DSP	16,746	42:15:55	0:00:01					
FP	12,475	34:17:19	0:00:00					
SMF	9,472	22:27:38	0:00:00					
EMS	3,038	18:21:36	0:00:00					
SRF	6,601	15:38:46	0:00:00					
MCF	5,113	15:04:31	0:00:00					
PARKS	5,015	14:15:54	0:00:00					
CMF	5,612	13:08:08	0:00:00					
LAW	4,487	11:20:46	0:00:00					
NFD	4,112	9:59:15	0:00:00					
PUB WKS	3,405	8:49:51	0:00:00					
HUMANE	2,679	7:38:51	0:00:00					
SAR/USAR	368	0:56:36	0:00:00					
ICS	388	0:46:29	0:00:00					
MUT AID	125	0:17:22	0:00:00					
OTHER	78	0:17:10	0:00:00					
FIRE MSC	77	0:14:41	0:00:00					
SMP	79	0:12:33	0:00:00					
TOTAL:	236,443	664:51:28	0:00:01					100.0



MERA System Usage Annual 2018

Agency Grouping	Radio Calls	Call Time	Busy Time	Radio Calls	Call Time	Busy Time	Percent Usage
SO	34,248	105:49:00	0:00:00	159,620	452:22:10	0:00:00	68.0
SRP	30,463	92:21:30	0:00:00	51,139	138:07:06	0:00:01	20.8
NPD	28,742	80:23:26	0:00:00	22,880	66:25:59	0:00:00	10.0
CMP	26,778	80:21:08	0:00:00	2,804	7:56:13	0:00:00	1.2
COURT/JAIL	22,348	47:36:28	0:00:00				
MCTD	13,994	42:16:35	0:00:00				
FIRE DSP	16,746	42:15:55	0:00:01				
FP	12,475	34:17:19	0:00:00				
SMF	9,472	22:27:38	0:00:00				
EMS	3,038	18:21:36	0:00:00				
SRF	6,601	15:38:46	0:00:00				
MCF	5,113	15:04:31	0:00:00				
PARKS	5,015	14:15:54	0:00:00				
CMF	5,612	13:08:08	0:00:00				
LAW	4,487	11:20:46	0:00:00				
NFD	4,112	9:59:15	0:00:00				
PUB WKS	3,405	8:49:51	0:00:00				
HUMANE	2,679	7:38:51	0:00:00				
SAR/USAR	368	0:56:36	0:00:00				
ICS	388	0:46:29	0:00:00				
MUT AID	125	0:17:22	0:00:00				
OTHER	78	0:17:10	0:00:00				
FIRE MSC	77	0:14:41	0:00:00				
SMP	79	0:12:33	0:00:00				
TOTAL:	236,443	664:51:28	0:00:01	236,443	664:51:28	0:00:01	100.0



MERA System Operations Update

March 7, 2018

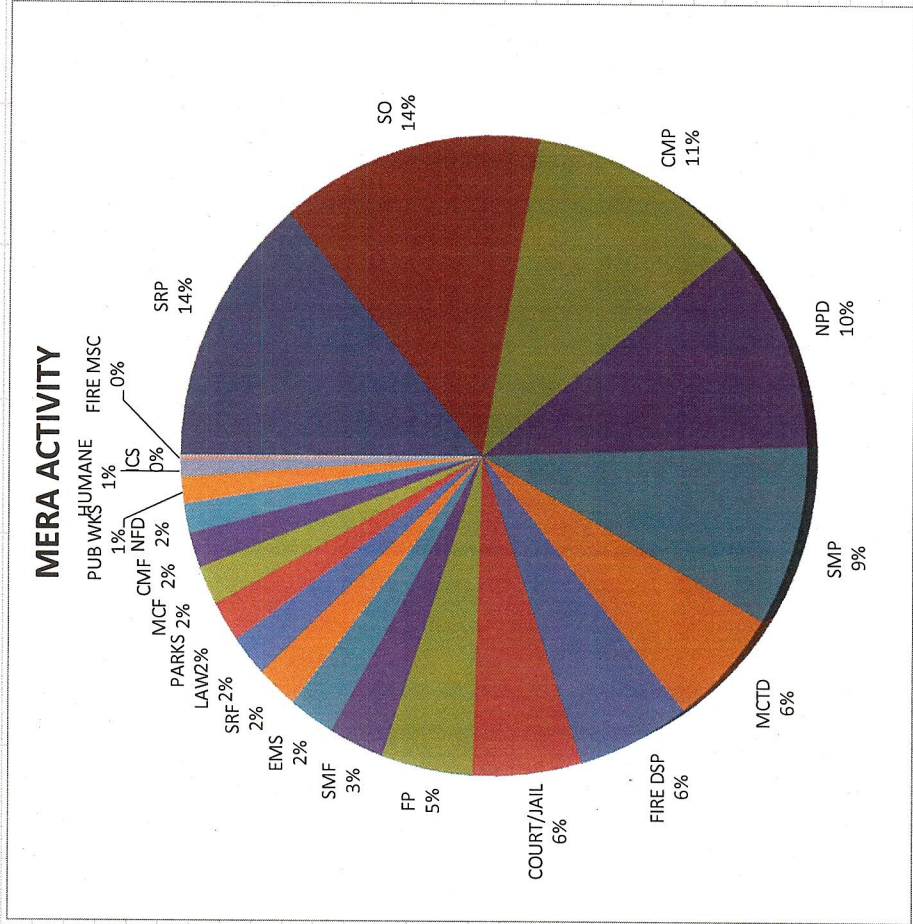
MERA System Maintenance

During the last month the Radio Shop provided the following support:

1. Completed all required Weekly and Quarterly preventative maintenance tasks.
2. Participated in Next-Gen discussions.
3. Provided support for Federal Engineering.
4. Replaced Quantar PA at Dollar Hill.
5. Replaced Channel 10 receiver at Civic Center.
6. Replaced a rectifier at Mt. Tamalpais.
7. Replaced a Station Alerting control station at San Rafael station 54.
8. Replaced a receiver multi-coupler amplifier at Mt. Burdell.
9. Investigated an illegal carrier on channel three.
10. Investigating a flash wave alarm on the Civic Center to Mt. Tamalpais microwave.

MERA System Usage February 2018

Agency Grouping	Radio Calls	Call Time	Busy Time	Category	Radio Calls	Call Time	Busy Time	Percent Usage
SRP	30,915	95:04:02	0:00:01	LAW TOTAL:	165,540	480:26:13	0:00:01	70.8
SO	29,988	94:02:04	0:00:00	FIRE TOTAL:	47,224	127:30:26	0:00:00	18.8
CMP	24,600	75:53:14	0:00:00	PUBLIC WORKS TOTAL:	21,710	64:27:48	0:00:00	9.5
NPD	25,049	70:55:02	0:00:00	NON-MERA TOTAL:	2,143	6:26:01	0:00:00	0.9
SMP	20,274	59:51:18	0:00:00					
MCTD	12,930	39:36:31	0:00:00					
FIRE DSP	15,373	38:40:15	0:00:00					
COURT/JAIL	17,975	37:52:54	0:00:00					
FP	11,198	32:17:36	0:00:00					
SMF	8,702	19:52:02	0:00:00					
EMS	2,681	16:55:55	0:00:00					
SRF	6,323	15:03:51	0:00:00					
LAW	5,541	14:30:03	0:00:00					
PARKS	5,048	14:20:08	0:00:00					
MCF	4,837	13:37:09	0:00:00					
CMF	5,183	12:32:16	0:00:00					
NFD	4,046	10:31:19	0:00:00					
PUB WKS	3,333	9:14:58	0:00:00					
HUMANE	2,040	6:09:49	0:00:00					
ICS	348	1:01:00	0:00:00					
FIRE MSC	66	0:16:21	0:00:00					
MUT AID	103	0:16:12	0:00:00					
OTHER	51	0:15:11	0:00:00					
SAR/USAR	13	0:01:18	0:00:00					
TOTAL:	236,617	678:50:28	0:00:01		236,617	678:50:28	0:00:01	100.0



MERA System Usage Annual 2018

Agency Grouping	Radio Calls	Call Time	Busy Time	Category	Radio Calls	Call Time	Busy Time	Percent Usage
SO	64,236	199:51:04	0:00:00	LAW TOTAL:	325,160	932:48:23	0:00:01	69.4
SRP	61,378	187:25:32	0:00:01	FIRE TOTAL:	98,363	265:37:32	0:00:01	19.8
CMP	51,378	156:14:22	0:00:00	PUBLIC WORKS TOTAL:	44,590	130:53:47	0:00:00	9.7
NPD	53,791	151:18:28	0:00:00	NON-MERA TOTAL:	4,947	14:22:14	0:00:00	1.1
COURT/JAIL	40,323	85:29:22	0:00:00					
MCTD	26,924	81:53:06	0:00:00					
FIRE DSP	32,119	80:56:10	0:00:01					
FP	23,673	66:34:55	0:00:00					
SMP	20,353	60:03:51	0:00:00					
SMF	18,174	42:19:40	0:00:00					
EMS	5,719	35:17:31	0:00:00					
SRF	12,924	30:42:37	0:00:00					
MCF	9,950	28:41:40	0:00:00					
PARKS	10,063	28:36:02	0:00:00					
LAW	10,028	25:50:49	0:00:00					
CMF	10,795	25:40:24	0:00:00					
NFD	8,158	20:30:34	0:00:00					
PUB WKS	6,738	18:04:49	0:00:00					
HUMANE	4,719	13:48:40	0:00:00					
ICS	736	1:47:29	0:00:00					
SARI/USAR	381	0:57:54	0:00:00					
MUT AID	228	0:33:34	0:00:00					
OTHER	129	0:32:21	0:00:00					
FIRE MSC	143	0:31:02	0:00:00					
TOTAL:	473,060	1343:41:56	0:00:02					

