MERA System Usage September 2015

Agency Grouping	Radio Calls	Call Time	Busy Time
SRP	77,831	109:35:56	0:00:00
SO	76,664	102:55:40	0:00:01
NPD	55,335	74:26:06	0:00:00
SMP	53,305	73:22:02	0:00:00
CMP	50,094	66:24:13	0:00:00
MCTD	31,094	46:42:07	0:00:03
COURT/JAIL	33,385	46:19:12	0:00:00
FP	32,390	44:20:56	0:00:01
FIRE DSP	10,028	35:01:21	0:00:00
LAW	18,596	32:24:12	0:00:00
MCF	21,115	28:15:31	0:00:02
PARKS	14,616	24:09:48	0:00:00
SMF	14,511	17:12:08	0:00:00
EMS	5,866	16:14:44	0:00:00
SRF	13,258	16:05:05	0:00:00
CMF	11,110	13:29:30	0:00:01
PUB WKS	6,604	10:42:41	0:00:00
HUMANE	5,902	9:43:29	0:00:00
NFD	6,857	9:07:21	0:00:00
ICS	2,907	4:40:24	0:00:00
SAR/USAR	1,069	1:45:56	0:00:00
MUT AID	357	0:34:38	0:00:00
OTHER	432	0:29:21	0:00:00
FIRE MSC	219	0:22:51	0:00:00
	---	---	---
TOTAL:	543,545	784:25:12	0:00:08

Category		Radio Calls	Call Time	Busy Time	Percent Usage
	LAW TOTAL:	397,600	549:48:17	0:00:02	70.1
	FIRE TOTAL:	84,033	137:34:27	0:00:03	17.5
	PUBLIC WORKS TOTAL:	55,653	86:44:21	0:00:03	11.1
	NON-MERA TOTAL:	6,259	10:18:07	0:00:00	1.3
		---	---	---	---
		543,545	784:25:12	0:00:08	100.0

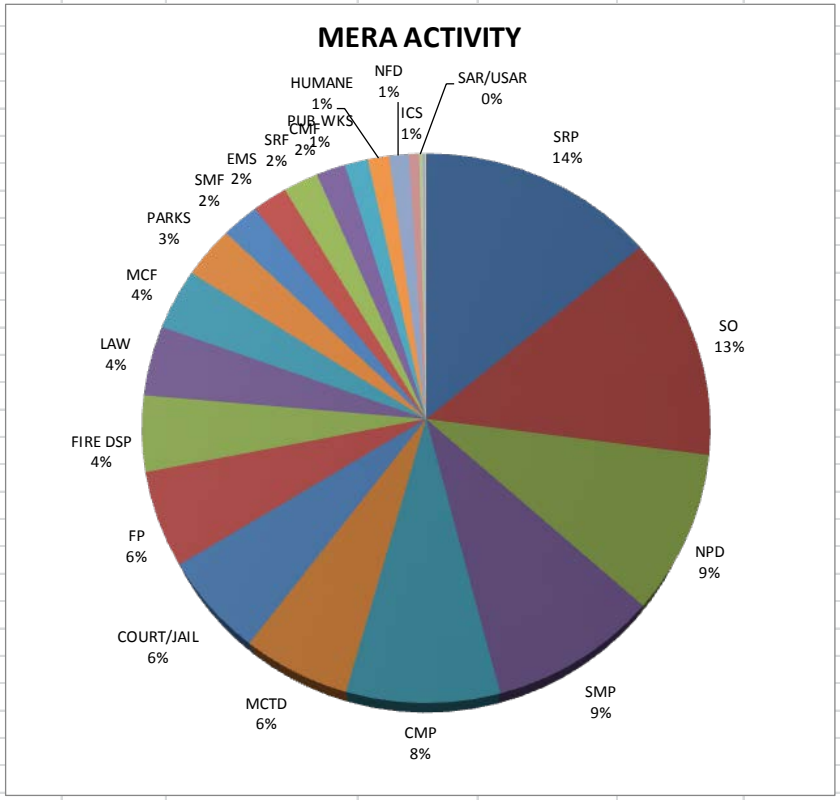

MERA System Usage October 2015

Agency Grouping	Radio Calls	Call Time	Busy Time
SO	37,576	115:39:55	0:00:00
SRP	37,524	113:25:48	0:00:00
CMP	29,314	82:14:17	0:00:00
SMP	25,565	77:03:45	0:00:00
NPD	26,440	76:01:26	0:00:01
MCTD	33,104	56:37:56	0:00:04
COURT/JAIL	22,252	47:40:16	0:00:00
FP	15,338	43:17:27	0:00:00
FIRE DSP	9,728	36:30:47	0:00:00
PARKS	13,341	24:43:41	0:00:04
MCF	13,217	22:25:15	0:00:03
SMF	12,767	18:34:24	0:00:01
LAW	9,759	18:17:35	0:00:00
EMS	3,429	17:16:09	0:00:00
SRF	11,213	16:08:27	0:00:00
CMF	9,023	14:20:21	0:00:03
NFD	8,057	12:35:53	0:00:00
PUB WKS	5,875	10:53:54	0:00:01
HUMANE	4,817	8:47:47	0:00:00
SAR/USAR	2,664	4:36:48	0:00:00
MUT AID	1,111	2:14:50	0:00:00
ICS	736	1:10:44	0:00:00
FIRE MSC	160	0:23:38	0:00:00
OTHER	188	0:20:36	0:00:00
	---------	---------	---------
TOTAL:	333,198	821:21:39	0:00:17

Category		Radio Calls	Call Time	Busy Time	Percent Usage
	LAW TOTAL:	203,768	573:40:29	0:00:01	69.8
	FIRE TOTAL:	70,258	142:51:42	0:00:07	17.4
	PUBLIC WORKS TOTAL:	53,244	93:46:51	0:00:09	11.4
	NON-MERA TOTAL:	5,928	11:02:37	0:00:00	1.3
		----------	----------	----------	----------
		333,198	821:21:39	0:00:17	100.0

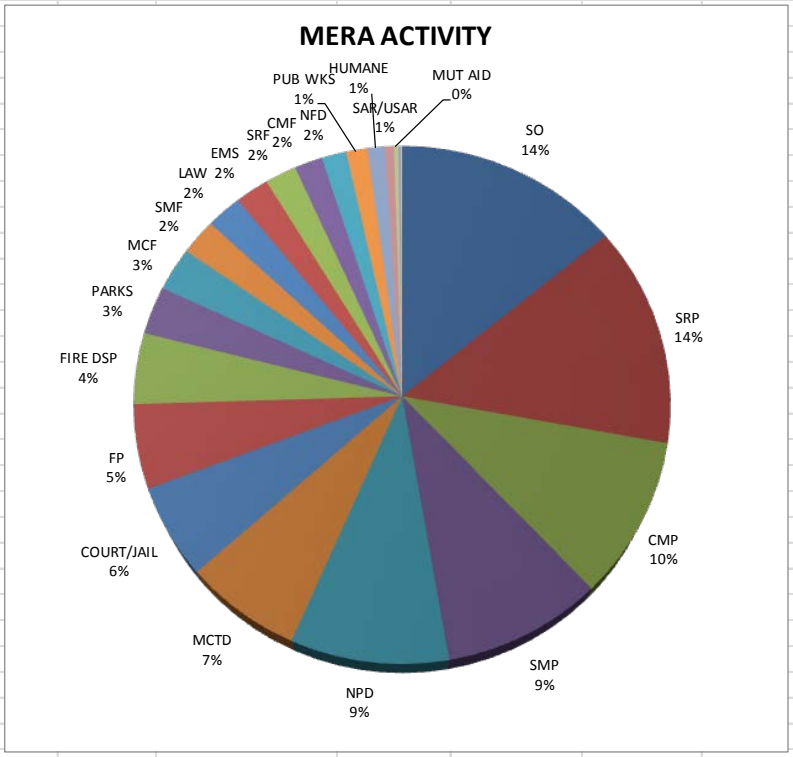

MERA System Usage November 2015

Agency Grouping	Radio Calls	Call Time	Busy Time
SO	41,264	100:45:41	0:00:00
SRP	40,751	93:56:32	0:00:00
CMP	33,089	72:21:38	0:00:00
NPD	28,733	63:49:21	0:00:01
SMP	26,416	61:43:58	0:00:00
MCTD	34,020	44:54:59	0:00:00
COURT/JAIL	23,543	39:39:13	0:00:00
FP	15,825	35:06:09	0:00:00
FIRE DSP	10,781	31:28:01	0:00:00
MCF	15,331	20:25:29	0:00:02
PARKS	12,061	17:17:07	0:00:01
SMF	13,213	14:58:09	0:00:00
EMS	3,683	14:45:21	0:00:00
SRF	12,575	13:59:12	0:00:00
LAW	10,099	13:43:29	0:00:00
CMF	10,120	12:30:55	0:00:01
NFD	8,564	10:40:00	0:00:00
PUB WKS	6,340	8:29:27	0:00:00
HUMANE	4,339	6:08:01	0:00:00
SAR/USAR	440	0:31:32	0:00:00
MUT AID	252	0:17:41	0:00:00
FIRE MSC	187	0:17:16	0:00:00
ICS	213	0:15:59	0:00:00
OTHER	28	0:01:12	0:00:00
	---	---	---
TOTAL:	**351,867**	**678:06:22**	**0:00:05**
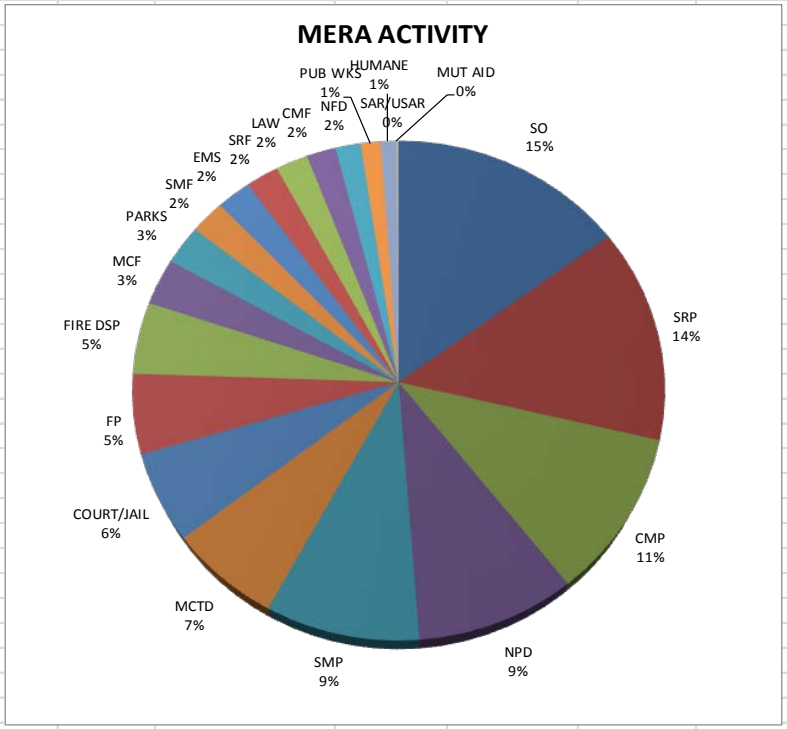
Category		Radio Calls	Call Time	Busy Time	Percent Usage
	LAW TOTAL:	**219,720**	**481:06:00**	**0:00:01**	**70.9**
	FIRE TOTAL:	**74,893**	**119:35:55**	**0:00:03**	**17.6**
	PUBLIC WORKS TOTAL:	**52,663**	**70:58:44**	**0:00:01**	**10.5**
	NON-MERA TOTAL:	**4,591**	**6:25:43**	**0:00:00**	**0.9**
		---	---	---	---
		351,867	**678:06:22**	**0:00:05**	**100.0**